AX1418
XTREM SKID-PLATE

SHERCO SERF250/300 '12-17

2	PM01-04-124	
1	PM01-04-151	
1	PM02-01-031	Inox Bracket
1	PM01-06-016	Plastic N°1
2	NE01-06-026	Th 6x25mm
2	NE10-01-004	Alu spacers
2	NE01-04-002	Clamped Bolt
7	NE01-03-001	Alu Ring M6
7	NE01-04-003	Em6f
5	NE01-02-005	Tfhc 6x35mm
2	NE01-02-003	Tfhc 6x25mm
1	NE04-01-129	Sticker

1



A : Tfhc 6x25mm + Em6f + Alu rings
B : Tfhc 6x35mm + Em6f + Alu rings

2



PM01-04-151

3



Clip and fit the skid plate to the-rear tube

4



Install PM02-01-031 and fit the front of the skid plate

AX1418
XTREM SKID-PLATE

SHERCO SERF250/300 '12-17

2	PM01-04-124	
1	PM01-04-151	
1	PM02-01-031	Inox Bracket
1	PM01-06-016	Plastic N°1
2	NE01-06-026	Th 6x25mm
2	NE10-01-004	Alu spacers
2	NE01-04-002	Clamped Bolt
7	NE01-03-001	Alu Ring M6
7	NE01-04-003	Em6f
5	NE01-02-005	Tfhc 6x35mm
2	NE01-02-003	Tfhc 6x25mm
1	NE04-01-129	Sticker

1



A : Tfhc 6x25mm + Em6f + Alu rings
B : Tfhc 6x35mm + Em6f + Alu rings

2



PM01-04-151

3



Clip and fit the skid plate to the-rear tube

4



Install PM02-01-031 and fit the front of the skid plate